

**Advisory Board to the CTCN**  
**Twenty-first meeting**

**27-29 March 2023**  
**AB/2023/21/18.2**

The following documents are presented to the Advisory Board:

1. 2022 Financial Report by CTCN Service Areas
2. 2022 Final Statement of Income and Expenditure (AB/2023/21/18.1) – for endorsement

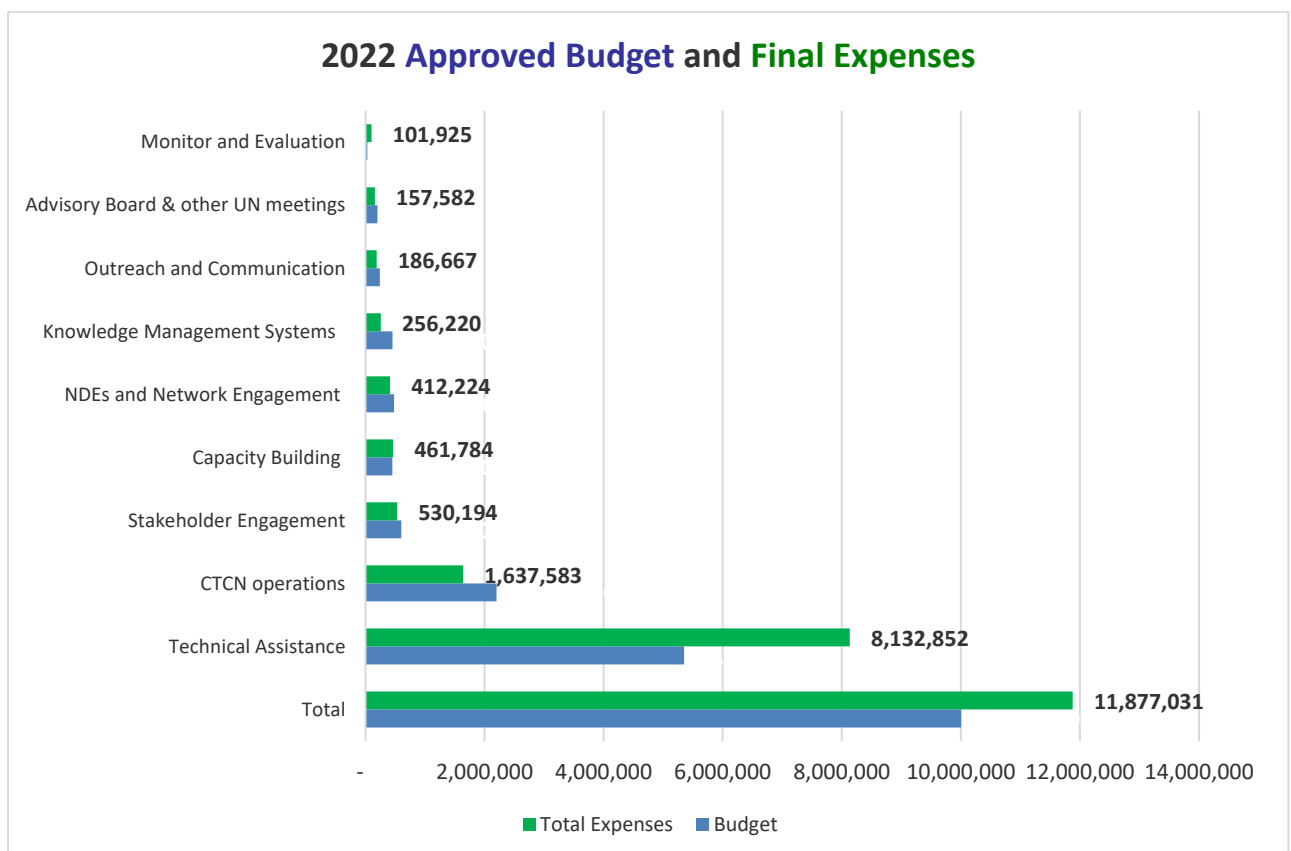
1. 2022 Financial Report by CTCN Service Area

The Advisory Board, at its 18<sup>th</sup> meeting, approved an Operational Budget of USD 10 M (net of Programme Support Cost (PSC)) for the year 2022. CTCN incurred a total expenditure of USD 11.9 M, including pro-bono support in the amount of USD 819 K.

CTCN has achieved an implementation rate of 119% against its 2022 Annual Operating Plan (AOP).

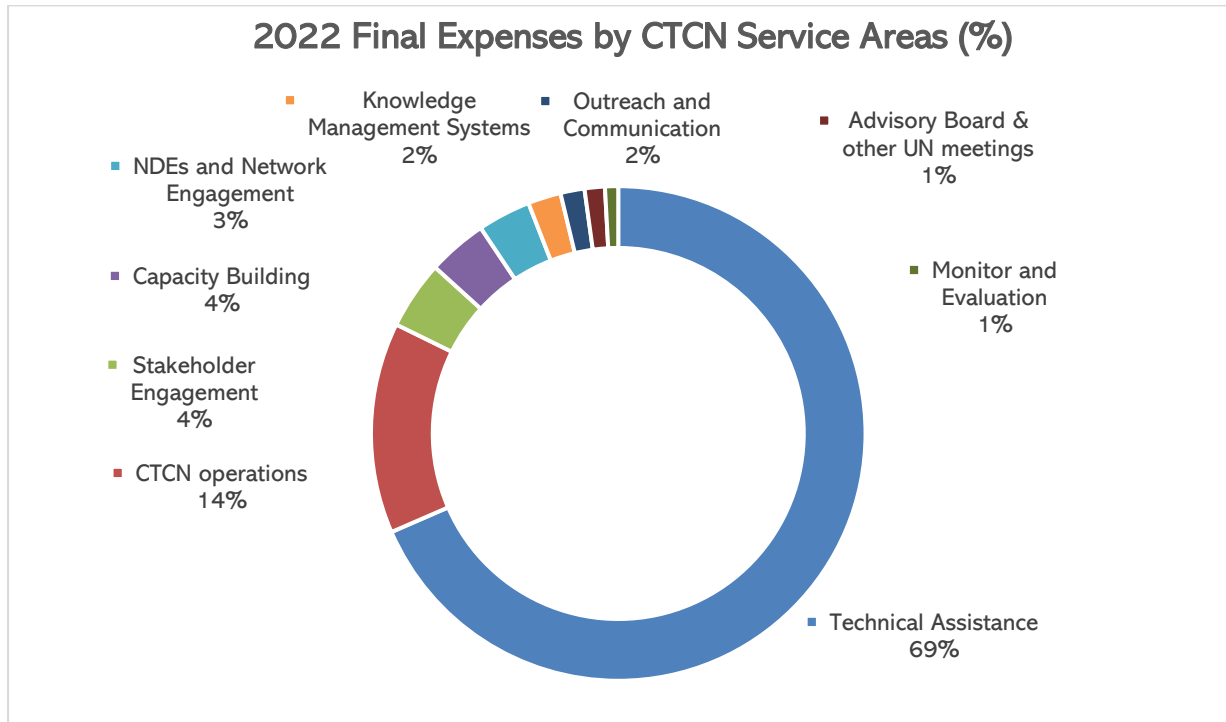
Figure 01 provides a comparison of approved budget vs incurred expenses, net of PSC by CTCN Service Areas.

Figure 01



As seen in Figure 02, 69% of the total expenditures are for Technical Assistance, 14% for CTCN Operations, 4% each for Capacity Building & Stakeholder Engagement, 3% for NDEs and Network Engagement, 2% each for Outreach and Communications and Knowledge Management Systems, and 1% each for Monitoring and Evaluation & Advisory Board and other UN Meetings.

Figure 02



## 2. Final Statement of Income and Expenditure (document # AB/2023/21/18.1)

The Final Statement of Income and Expenditure is the official statement of UNEP Accounts elaborating expenditure by accounting categories as at 31 December 2022 (Figure 03).

The Statement also includes UNIDO administered Income and Expenditure in 2022, *for information only*. UNIDO's expenditures have been reported against UNEP's accounting categories, and we note that there are slight variations in the descriptions of accounting categories between the two Agencies.

Figure 03

Climate Technology Centre and Network			
FINAL STATEMENT OF INCOME AND EXPENDITURE			
FOR THE PERIOD 1 January 2022 - 31 December 2022			
USDs	UNEP	UNIDO <sup>a</sup>	TOTAL CTCN
<b>INCOME</b>	2022	2022	2022
Voluntary Contributions	12,812,252.14	1,391,415	14,203,667
<b>Total Income</b>	12,812,252	1,391,415	14,203,667.14
<b>TOTAL EXPENDITURE exl PSC</b>	9,728,730	1,329,302	11,058,031
Programmes Support Costs	728,798	156,561	885,359
<b>TOTAL EXPENDITURE</b>	10,457,528	1,485,863	11,943,391

## CTCN income (cash receipts) in 2022.

In 2022, CTCN received a total cash of USD 14,203,667, as detailed below:

Adaptation Fund	\$3,439,455.00	(against 2020 pledge)
United State of America	\$3,000,000.00	(new contribution in 2022)
Republic of Korea	\$2,054,858.03	(against 2021 pledge)
Germany	\$1,535,830.93	(new contribution in 2022)
Denmark	\$1,204,283.49	(against 2020 pledge)
Japan	\$1,109,146.53	(new contribution in 2022)
GEF	\$741,315.00	(new contribution in 2022)
GCF	\$419,272.20	(new contribution in 2022)
UNDP-Togo	\$250,000.00	(new contribution in 2022)
Sweden	\$198,185.23	(new contribution in 2022)
European Commission	\$151,019.83	(against 2016 pledge)
Spain	\$100,300.90	(new contribution in 2022)

## Overview of available funds at the end of 2022

Figure 04 provides an overview of the total funds available at the end of 2022, the specific donor conditionalities and the validity.

Figure 04

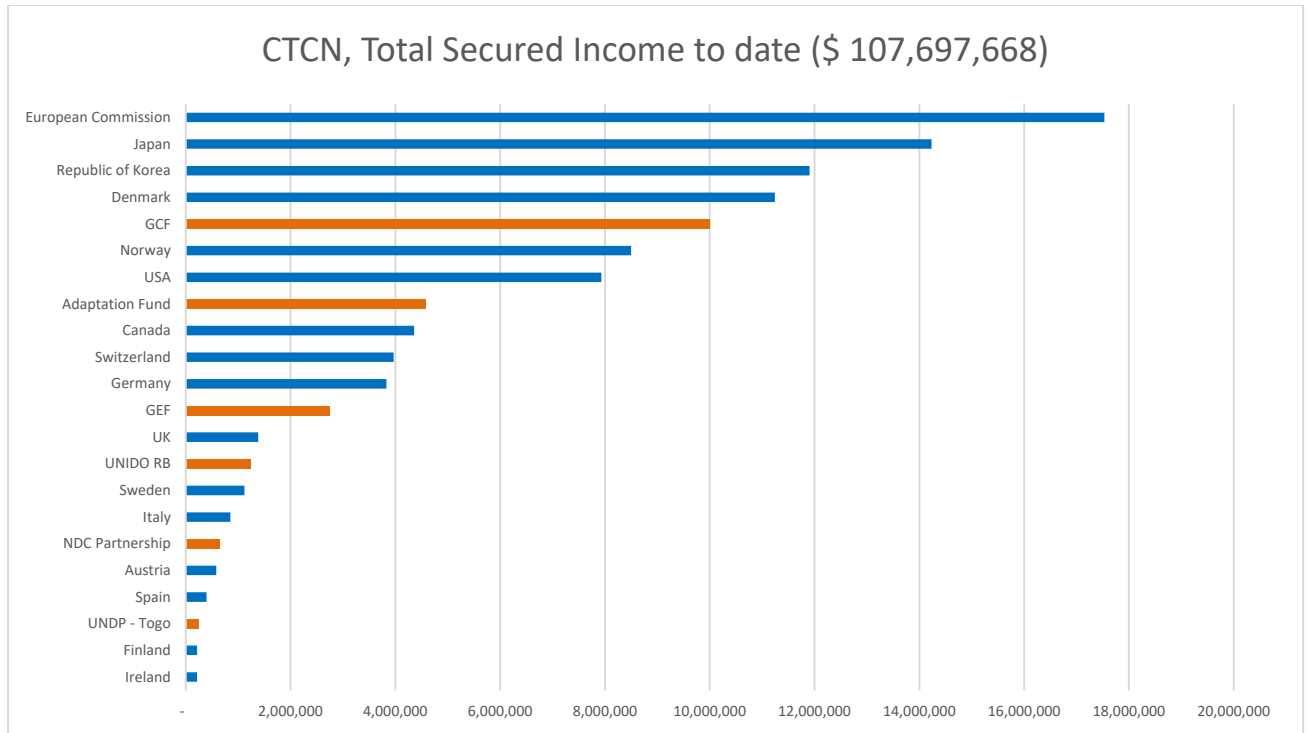
Donor	Conditionalities as per Donor Agreements	2023	2024	2025	2026	2027
		Validity of Funds				
Multi Donor Trust Fund <sup>A</sup>	Unearmarked	\$7,711,908				
European Commission (NDICI)	Approved Budget	\$2,556,870	\$545,430			
Denmark	Approved Budget	\$414,940				
Japan (MOE)	Mitigation Developing Countries	\$1,282,861				
Japan (MOE)	Mitigation Developing Countries	\$350,014				
Japan (MOE)	Mitigation Developing Countries	\$459,047				
The Republic of Korea	CTCN Liaison Office	\$3,286,946	\$2,000,000	\$2,000,000		
Adaptation Fund	Approved Budget	\$2,016,471	\$485,545	until May		
<b>TOTAL</b>		<b>18,079,058</b>	<b>3,030,975</b>	<b>2,000,000</b>	-	-

<sup>A</sup> Multi Donor Trust Fund includes contributions received from Canada (2013), Germany, Finland, Ireland, Italy, Norway, Spain, UK, and USA.

In the total fund balance of USD 23 million, as elaborated above,

- 33% are unearmarked funds (USD 8 million),
- 67% are earmarked with specific donor conditionalities and/or validity (USD 15 million)
- CA\$ 6 million from Canada for the period 2023-2026, and EUR 2 million from European Commission for the period 2023-2024 are not included, as the donor agreements are in the process of approval and signature.

Figure 06



**Total Secured Income 2013 - to date:** thanks to our donors, CTCN has secured a total of \$ 107 M - (\$88 M from Voluntary Contributions, and \$ 19 M from other Mechanisms).