

Enhancing multi-scalar mapping and research of food security risk

Tuesday, October 22, 2024

28

Total Responses

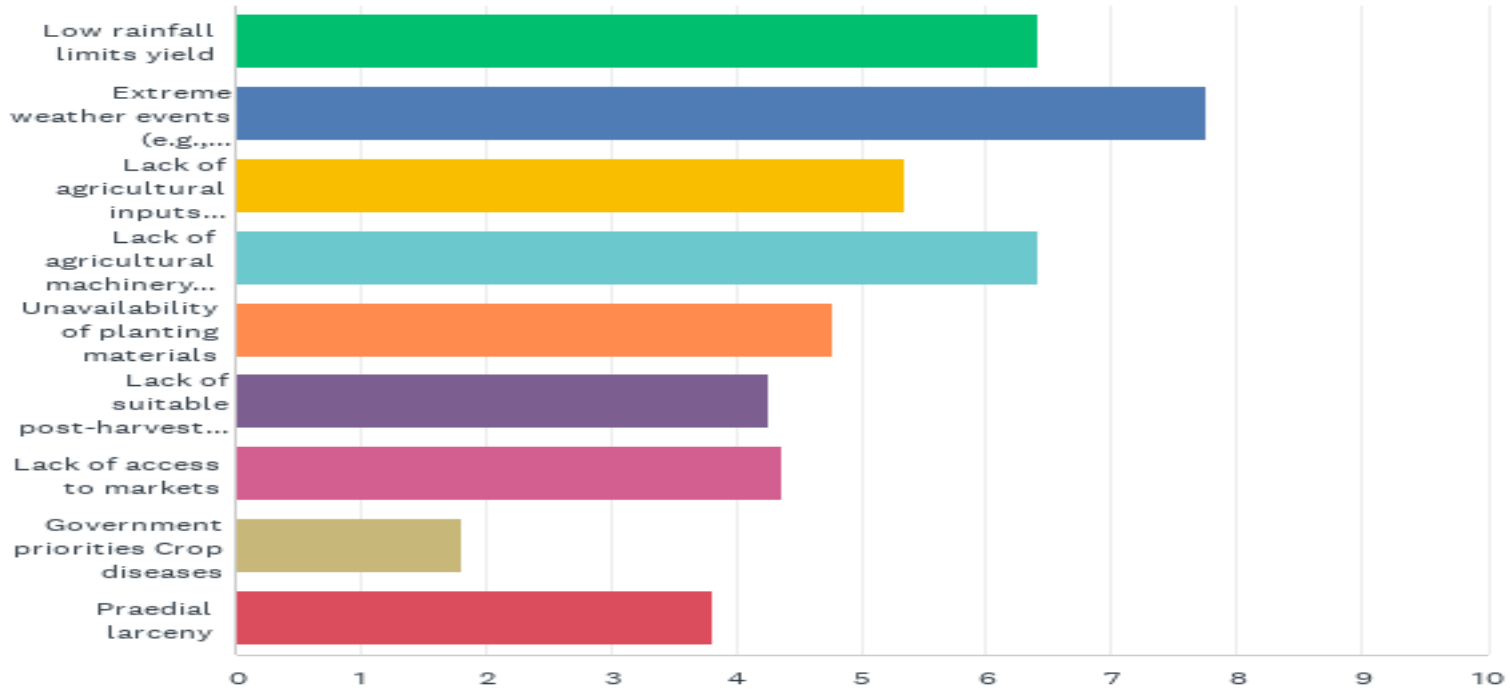
Date Created: Thursday, September 12, 2024

Complete Responses: 28

Q5. 5a: Various factors limit the productivity of farming. Based on your experience, rank these factors which limit agricultural productivity in order of importance.

Rank options below

Answered: 26 Skipped: 2



Q5. 5a: Various factors limit the productivity of farming. Based on your experience, rank these factors which limit agricultural productivity in order of importance.

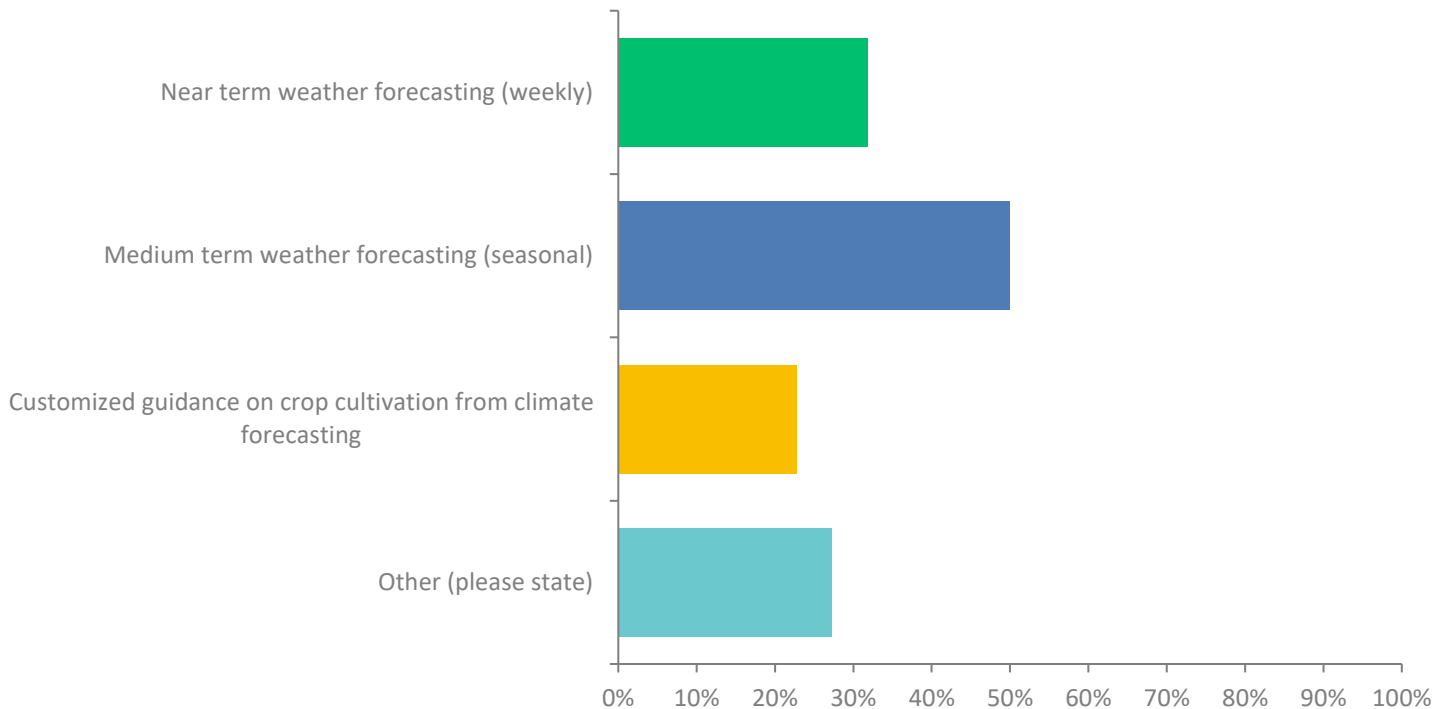
Rank options below

Answered: 26 Skipped: 2

	1	2	3	4	5	6	7	8	9	TOTAL	SCORE
Low rainfall limits yield	23.08% 6	19.23% 5	3.85% 1	26.92% 7	7.69% 2	7.69% 2	3.85% 1	3.85% 1	3.85% 1	26	6.42
Extreme weather events (e.g., droughts, hurricanes etc.) damage crops and land	50.00% 13	15.38% 4	19.23% 5	7.69% 2	0.00% 0	3.85% 1	0.00% 0	3.85% 1	0.00% 0	26	7.77
Lack of agricultural inputs (chemicals) limits yield	3.85% 1	15.38% 4	11.54% 3	15.38% 4	19.23% 5	11.54% 3	15.38% 4	7.69% 2	0.00% 0	26	5.35
Lack of agricultural machinery limits production	7.69% 2	23.08% 6	34.62% 9	7.69% 2	11.54% 3	3.85% 1	3.85% 1	7.69% 2	0.00% 0	26	6.42
Unavailability of planting materials	3.85% 1	7.69% 2	11.54% 3	7.69% 2	30.77% 8	11.54% 3	7.69% 2	11.54% 3	7.69% 2	26	4.77
Lack of suitable post-harvest storage facilities limits production and causes wastage	3.85% 1	7.69% 2	0.00% 0	11.54% 3	11.54% 3	30.77% 8	15.38% 4	15.38% 4	3.85% 1	26	4.27
Lack of access to markets	3.85% 1	3.85% 1	7.69% 2	11.54% 3	11.54% 3	15.38% 4	38.46% 10	7.69% 2	0.00% 0	26	4.38
Government priorities Crop diseases	0.00% 0	0.00% 0	0.00% 0	3.85% 1	0.00% 0	7.69% 2	0.00% 0	38.46% 10	50.00% 13	26	1.81
Praedial larceny	3.85% 1	7.69% 2	11.54% 3	7.69% 2	7.69% 2	7.69% 2	15.38% 4	3.85% 1	34.62% 9	26	3.81

Q9: 7a. Which of the following climate information services (CIS) are available to farmers within the extension areas?

Answered: 22 Skipped: 6



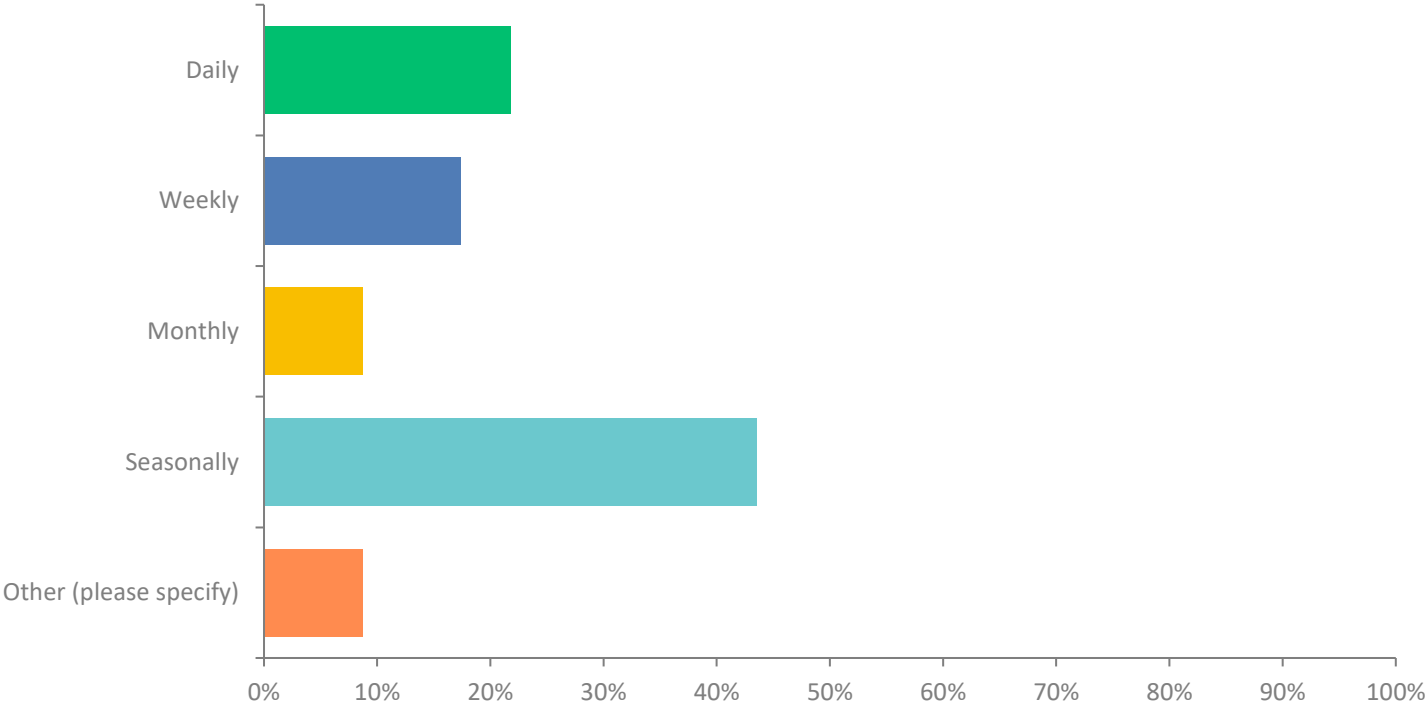
Q9: 7a. Which of the following climate information services (CIS) are available to farmers within the extension areas?

Answered: 22 Skipped: 6

ANSWER CHOICES	RESPONSES	
Near term weather forecasting (weekly)	31.82%	7
Medium term weather forecasting (seasonal)	50.00%	11
Customized guidance on crop cultivation from climate forecasting	22.73%	5
Other (please state)	27.27%	6
TOTAL		29

Q10: 7b. To what extent do farmers in the extension area utilise the available climate service resources?

Answered: 23 Skipped: 5



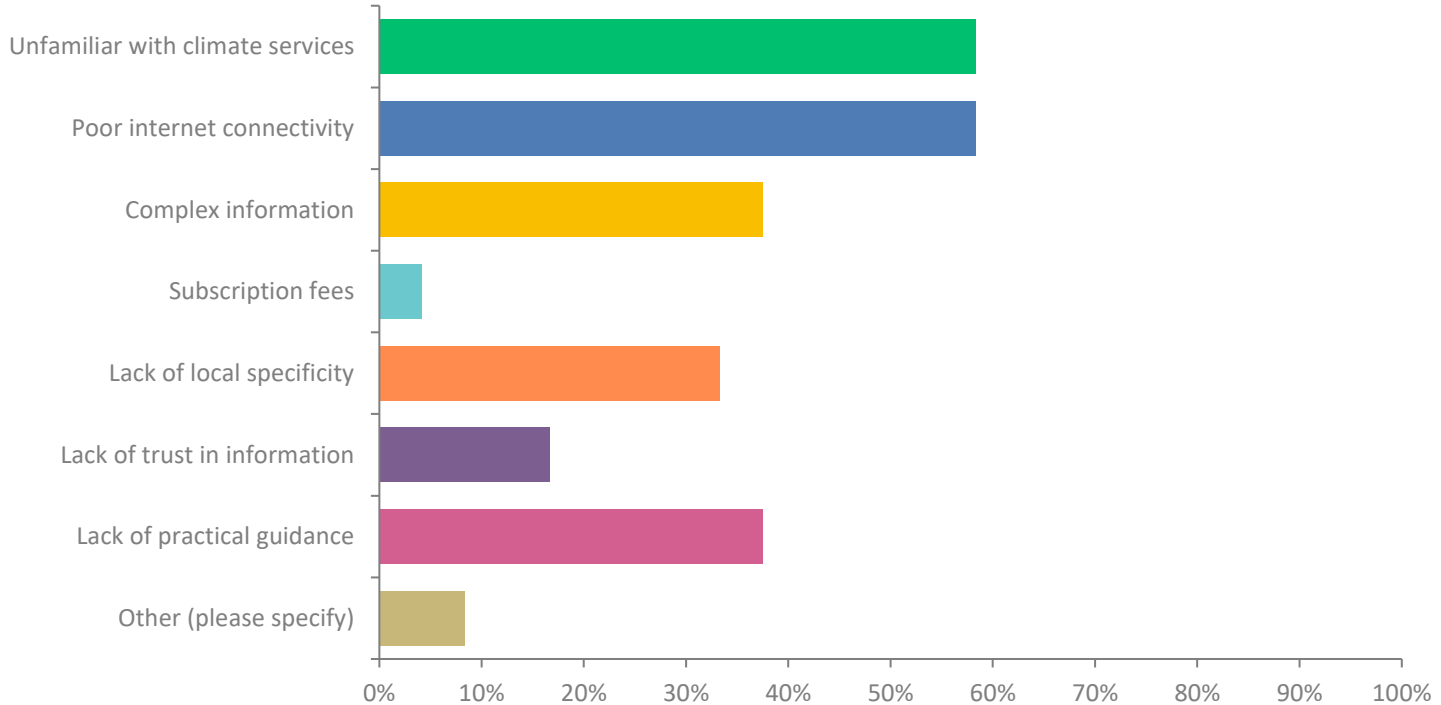
Q10: 7b. To what extent do farmers in the extension area utilise the available climate service resources?

Answered: 23 Skipped: 5

ANSWER CHOICES	RESPONSES	
Daily	21.74%	5
Weekly	17.39%	4
Monthly	8.70%	2
Seasonally	43.48%	10
Other (please specify)	8.70%	2
TOTAL		23

Q11: 7c. What are some of the main reasons farmers in the extension areas are not able to access climate service?

Answered: 24 Skipped: 4



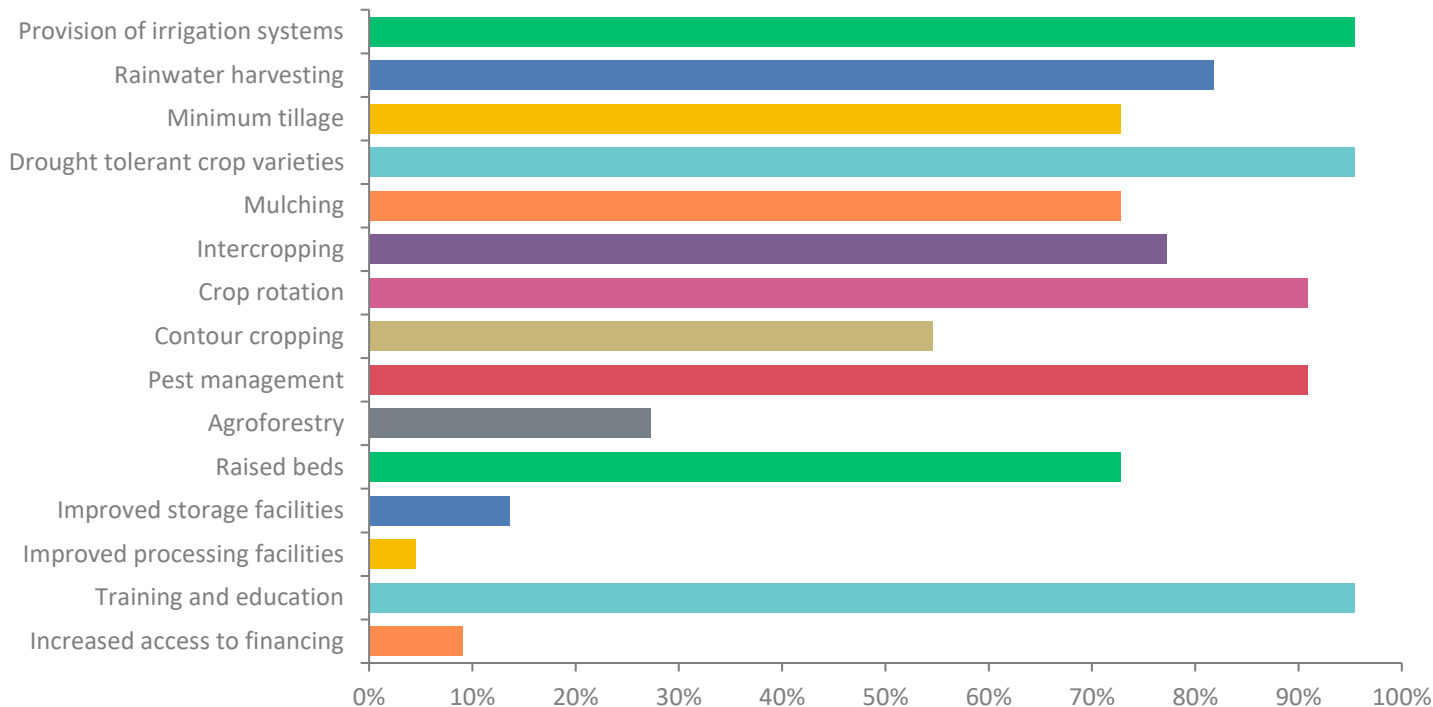
Q11: 7c. What are some of the main reasons farmers in the extension areas are not able to access climate service?

Answered: 24 Skipped: 4

ANSWER CHOICES	RESPONSES	
Unfamiliar with climate services	58.33%	14
Poor internet connectivity	58.33%	14
Complex information	37.50%	9
Subscription fees	4.17%	1
Lack of local specificity	33.33%	8
Lack of trust in information	16.67%	4
Lack of practical guidance	37.50%	9
Other (please specify)	8.33%	2
TOTAL		61

Understand which measures have been tried in this extension area.0a: Which of the following interventions have been implemented on farms within the extension areas to increase productivity? Tick those which apply

Answered: 22 Skipped: 6



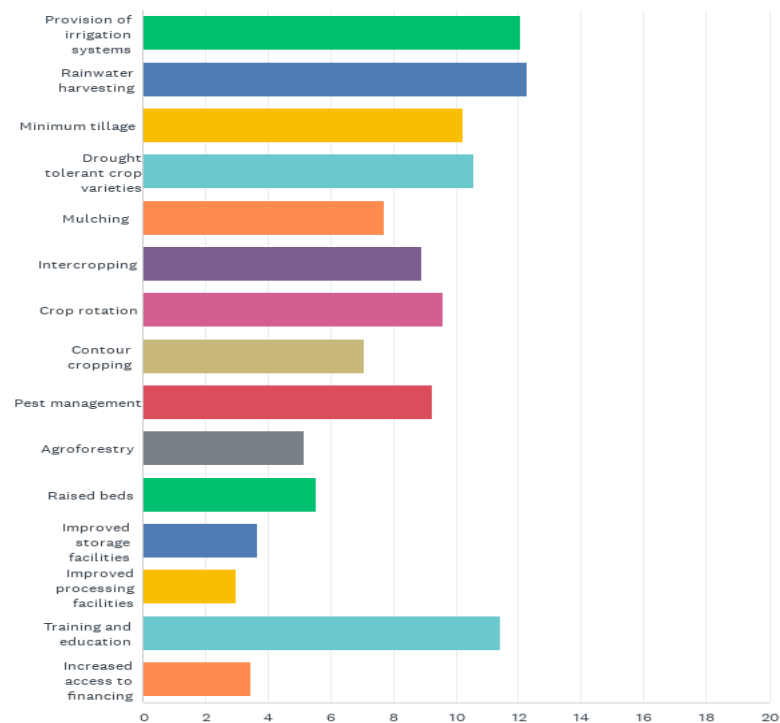
Understand which measures have been tried in this extension area.0a: Which of the following interventions have been implemented on farms within the extension areas to increase productivity? Tick those which apply

Answered: 22 Skipped: 6

ANSWER CHOICES	RESPONSES	
Provision of irrigation systems	95.45%	21
Rainwater harvesting	81.82%	18
Minimum tillage	72.73%	16
Drought tolerant crop varieties	95.45%	21
Mulching	72.73%	16
Intercropping	77.27%	17
Crop rotation	90.91%	20
Contour cropping	54.55%	12
Pest management	90.91%	20
Agroforestry	27.27%	6

Q14: 9. Please rank the interventions in order of effectiveness, with '1' being the most effective.

Answered: 22 Skipped: 6



Q14: 9. Please rank the interventions in order of effectiveness, with '1' being the most effective.

Answered: 22 Skipped: 6

	1	2	3	4	5	6	7	8	9	10	11	12	13	14
Provision of irrigation systems	18.18% 4	13.64% 3	13.64% 3	18.18% 4	13.64% 3	4.55% 1	9.09% 2	4.55% 1	4.55% 1	0.00% 0	0.00% 0	0.00% 0	0.00% 0	0.00% 0
Rainwater harvesting	18.18% 4	27.27% 6	27.27% 6	4.55% 1	0.00% 0	13.64% 3	0.00% 0	0.00% 0	0.00% 0	0.00% 0	0.00% 0	4.55% 1	0.00% 0	4.55% 1
Minimum tillage	0.00% 0	4.55% 1	18.18% 4	22.73% 5	13.64% 3	13.64% 3	9.09% 2	4.55% 1	0.00% 0	4.55% 1	0.00% 0	0.00% 0	0.00% 0	4.55% 1
Drought tolerant crop varieties	0.00% 0	9.09% 2	18.18% 4	18.18% 4	9.09% 2	27.27% 6	0.00% 0	0.00% 0	9.09% 2	4.55% 1	0.00% 0	0.00% 0	4.55% 1	0.00% 0
Mulching	0.00% 0	4.55% 1	0.00% 0	0.00% 0	18.18% 4	13.64% 3	9.09% 2	4.55% 1	18.18% 4	9.09% 2	9.09% 2	0.00% 0	4.55% 1	4.55% 1
Intercropping	0.00% 0	4.55% 1	0.00% 0	4.55% 1	4.55% 1	18.18% 4	27.27% 6	27.27% 6	4.55% 1	4.55% 1	0.00% 0	4.55% 1	0.00% 0	0.00% 0
Crop rotation	4.55% 1	4.55% 1	9.09% 2	9.09% 2	4.55% 1	9.09% 2	22.73% 5	13.64% 3	13.64% 3	4.55% 1	4.55% 1	0.00% 0	0.00% 0	0.00% 0
Contour cropping	0.00% 0	0.00% 0	0.00% 0	4.55% 1	13.64% 3	0.00% 0	9.09% 2	13.64% 3	22.73% 5	0.00% 0	22.73% 5	4.55% 1	4.55% 1	4.55% 1
Pest management	0.00% 0	13.64% 3	4.55% 1	9.09% 2	18.18% 4	0.00% 0	4.55% 1	18.18% 4	9.09% 2	13.64% 3	4.55% 1	0.00% 0	4.55% 1	0.00% 0
Agroforestry	0.00% 0	0.00% 0	0.00% 0	0.00% 0	0.00% 0	0.00% 0	4.55% 1	0.00% 0	9.09% 2	27.27% 6	22.73% 5	27.27% 6	9.09% 2	0.00% 0
Raised beds	0.00% 0	0.00% 0	0.00% 0	4.55% 1	4.55% 1	0.00% 0	4.55% 1	4.55% 1	4.55% 1	13.64% 3	27.27% 6	18.18% 4	13.64% 3	4.55% 1
Improved storage facilities	4.55% 1	0.00% 0	0.00% 0	0.00% 0	0.00% 0	0.00% 0	0.00% 0	4.55% 1	0.00% 0	0.00% 0	4.55% 1	27.27% 6	31.82% 7	9.09% 2
Improved processing facilities	0.00% 0	0.00% 0	0.00% 0	4.55% 1	0.00% 0	0.00% 0	0.00% 0	0.00% 0	4.55% 1	0.00% 0	4.55% 1	4.55% 1	22.73% 5	45.45% 10
Training and education	54.55% 12	13.64% 3	0.00% 0	0.00% 0	0.00% 0	0.00% 0	0.00% 0	4.55% 1	0.00% 0	9.09% 2	0.00% 0	4.55% 1	0.00% 0	9.09% 2
Increased access to financing	0.00% 0	4.55% 1	9.09% 2	0.00% 0	0.00% 0	0.00% 0	0.00% 0	0.00% 0	0.00% 0	9.09% 2	0.00% 0	4.55% 1	0.00% 0	18.18% 4